

Standard Football Table

Find below all the steps for the Standard football table.

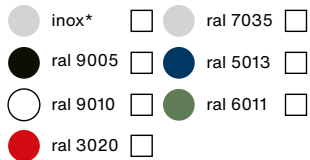
1 • Choose the football table model.

RS2



outdoor


indoor



RS3




outdoor & indoor



RS3 WOOD




outdoor & indoor



RS MAX



outdoor & indoor




* Inox colour only for outdoor version.

RS2 DINING



outdoor

indoor

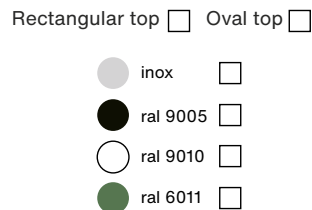


* Inox colour only for outdoor version.

RS3 WOOD DINING



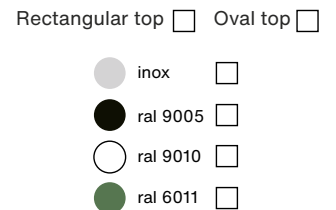
outdoor & indoor



RS MAX DINING

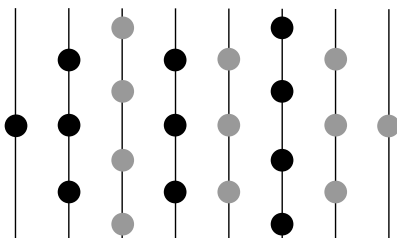


outdoor & indoor

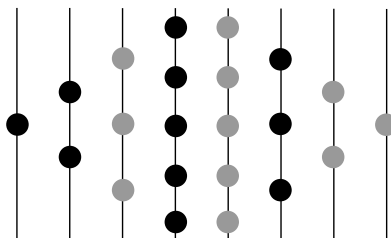


2 • Choose the line up.

3-3-4



2-5-3



Standard Football Table

3 • Choose players customisation.

3.1 • Choose your kind of player.

2 feet



1 foot



3.2 • Choose the gender (girls only available with 2 feet).

mixed teams



all boys



all girls



boys vs girls



3.3 • Choose the skin colour.

mixed teams



light



dark



Standard Football Table

- 4 • Choose your teams colours.
Goalkeepers come always in grey.

local team




Local team jersey selection interface. It features a 3D model of a goalkeeper in a white uniform on the left, labeled "jersey". To the right is a 5x5 grid of color and pattern options, each with a checkbox below it. The options include: white, black, grey, green, red, pink, red, orange, yellow, dark green, blue, dark blue, purple, brown, light pink, and various striped patterns (vertical, horizontal, diagonal).


visiting team




Visiting team jersey selection interface. It features a 3D model of a goalkeeper in a white uniform on the left, labeled "jersey". To the right is a 5x5 grid of color and pattern options, each with a checkbox below it. The options include: white, black, grey, green, red, pink, red, orange, yellow, dark green, blue, dark blue, purple, brown, light pink, and various striped patterns (vertical, horizontal, diagonal).




Local team shorts selection interface. It features a 3D model of a goalkeeper in a white uniform on the left, labeled "shorts". To the right is a 5x5 grid of color options, each with a checkbox below it. The options include: white, black, grey, green, red, pink, red, orange, yellow, dark green, blue, dark blue, purple, brown, and light pink.



Visiting team shorts selection interface. It features a 3D model of a goalkeeper in a white uniform on the left, labeled "shorts". To the right is a 5x5 grid of color options, each with a checkbox below it. The options include: white, black, grey, green, red, pink, red, orange, yellow, dark green, blue, dark blue, purple, brown, and light pink.



Local team socks selection interface. It features a 3D model of a goalkeeper in a white uniform on the left, labeled "socks". To the right is a 5x5 grid of color options, each with a checkbox below it. The options include: white, black, grey, green, red, pink, red, orange, yellow, dark green, blue, dark blue, purple, brown, and light pink.



Visiting team socks selection interface. It features a 3D model of a goalkeeper in a white uniform on the left, labeled "socks". To the right is a 5x5 grid of color options, each with a checkbox below it. The options include: white, black, grey, green, red, pink, red, orange, yellow, dark green, blue, dark blue, purple, brown, and light pink.

If you want any specific team or any national team, we can paint it for you.



Tell us or describe briefly the teams or the goalkeepers you need for your RS Barcelona football table: